



District Report Card: 2017


State: Rajasthan	District: Jhalawar
Class: 8	Subject: Mathematics
Schools: 50	Students: 1122


Participation/Coverage


Students

GENDER 	Boys		Girls	
	Number	%	Number	%
	586	52.23	536	47.77

AREA 	Rural		Urban	
	Number	%	Number	%
	1034	92.16	88	7.84

CATEGORY 	SC		ST		OBC		GEN	
	Number	%	Number	%	Number	%	Number	%
	202	18.00	202	18.00	629	56.06	89	7.93

CWSN 	LD	VI	HI	S&LD	ID	Oth
	3	1	0	1	2	24

Management 	Government		Government-aided	
	Number	%	Number	%
	1122	100.00	0	0.00

Average Performance of Students in Mathematics (%)

Overall	Gender		Area		Management		Social Group			
	Male	Female	Rural	Urban	Govt.	Aided	SC	ST	OBC	GEN
58.62	61.30	55.70	59.06	53.48	58.62	0.00	57.82	56.27	59.60	58.88

Performance on Learning Outcomes (LOs)

Learning Outcomes	Description	Average Performance(%)
M601	Solves problems involving large numbers by applying appropriate operations	65.01
M606	Solves problems on daily life situations involving addition and subtraction of fractions / decimals	63.41
M620	Finds out the perimeter and area of rectangular objects in the surroundings like floor of the class room, surfaces of a chalk box etc.	71.16
M621	Arranges given/collected information in the form of table, pictograph and bar graph and interprets them	61.99
M702	Interprets the division and multiplication of fractions	57.22
M705	Solves problems related to daily life situations involving rational numbers	63.37
M706	Uses exponential form of numbers to simplify problems involving multiplication and division of large numbers	55.46
M707	Adds/subtracts algebraic expressions	76.29
M710	Solves problems related to conversion of percentage to fraction and decimal and vice versa	65.83
M717	Finds out approximate area of closed shapes by using unit square grid/graph sheet	33.04
M719	Finds various representative values for simple data from her/his daily life contexts like mean, median and mode	59.53
M721	Interprets data using bar graph	75.85
M801	Generalizes properties of addition, subtraction, multiplication and division of rational numbers through patterns	44.36
M802	Finds rational numbers between two given rational numbers	72.63
M803	Proves divisibility rules of 2, 3, 4, 5, 6, 9 and 11	70.16
M804	Finds squares, cubes, square roots and cube roots of numbers using different methods	67.08
M808	Uses various algebraic identities in solving problems of daily life	30.59
M812	Verifies properties of parallelogram and establishes the relationship between them through reasoning	45.76
M818	Finds surface area and volume of cuboidal and cylindrical object	33.63
M819	Draws and interprets bar charts and pie charts	48.22

Range of Performance of Students who Answered Correctly							
Below 30%		30% - 50%		50% - 75%		Above 75%	
Number	%	Number	%	Number	%	Number	%
135	12.03	203	18.09	556	49.55	228	20.32

Lowest Performing Learning Outcomes (LOs)

- 1 - Uses various algebraic identities in solving problems of daily life (30.59)
- 2 - Finds out approximate area of closed shapes by using unit square grid/graph sheet (33.04)
- 3 - Finds surface area and volume of cuboidal and cylindrical object (33.63)

4 - Generalizes properties of addition, subtraction, multiplication and division of rational numbers through patterns (44.36)

5 - Verifies properties of parallelogram and establishes the relationship between them through reasoning (45.76)